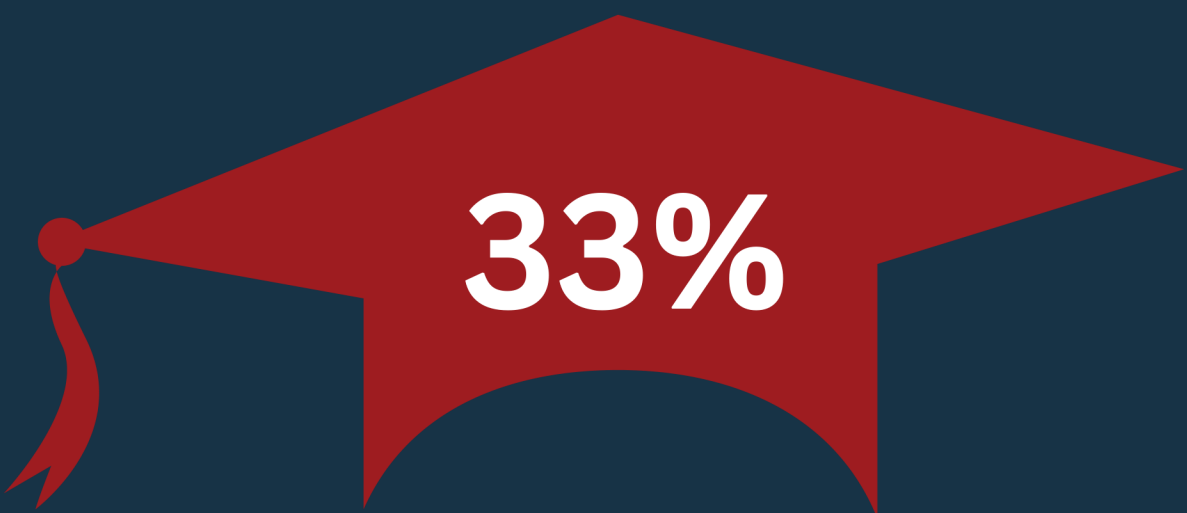
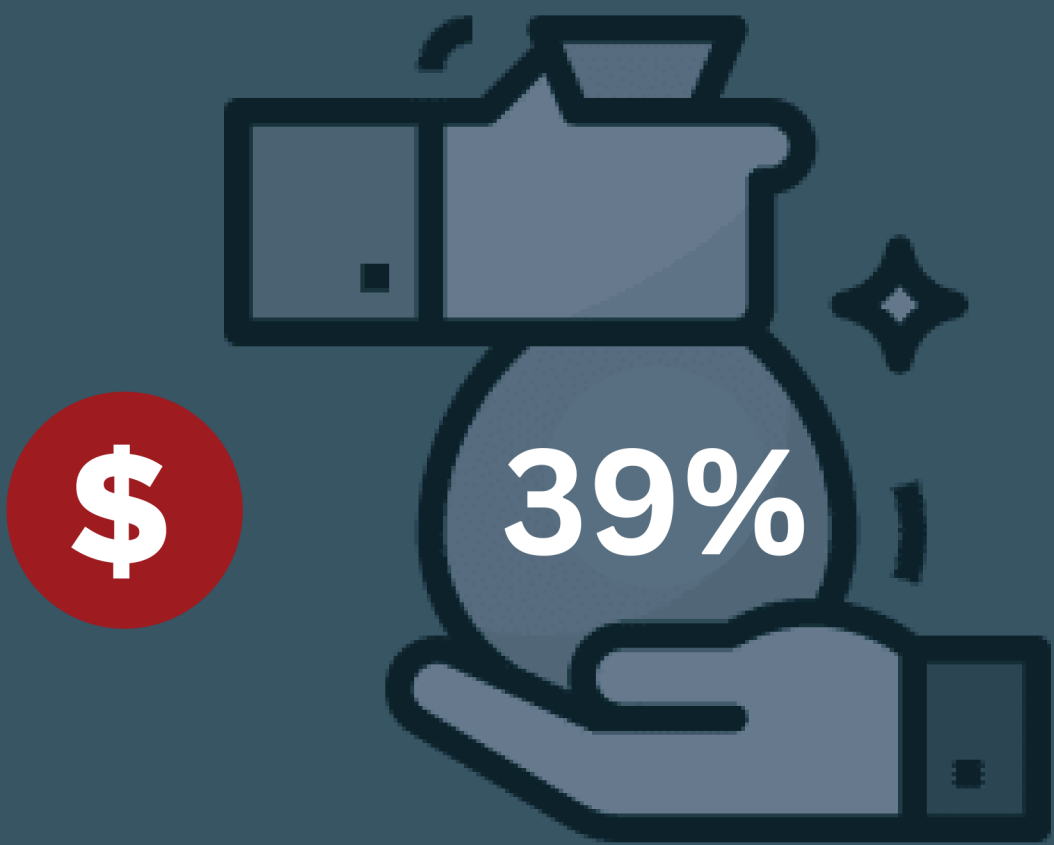


WHY STUDENTS CHOSE UL LAFAYETTE



Proximity
to home

Cost of attendance



Degree programs offered

Based on student respondents to the
UL Lafayette Campus Climate Survey

WHY STUDENTS CHOSE UL LAFAYETTE

Received Scholarships



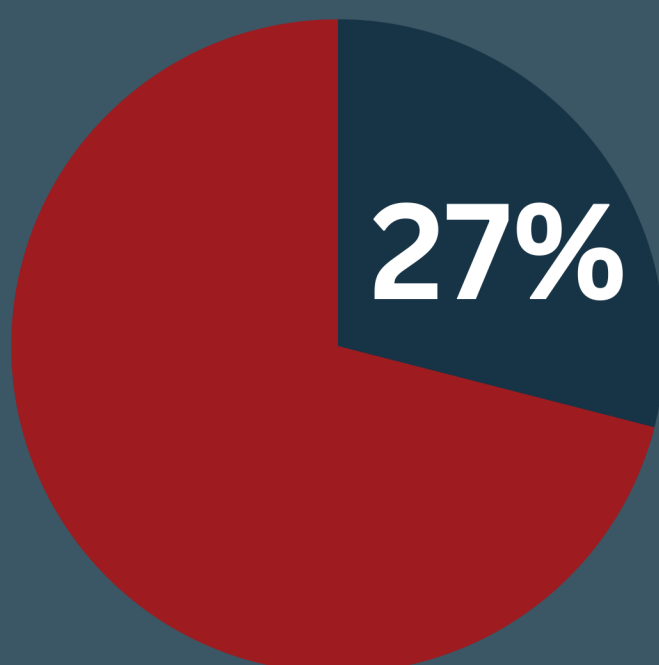
37%

Academic
Reputation

37%



Size of the school



Based on student respondents to the
UL Lafayette Campus Climate Survey

HOW STUDENTS ARE PAYING FOR SCHOOL



1

43%

Family contributions and loan

35%

Merit Scholarships

2



3

32%

Other Scholarships

35%

Grants

4



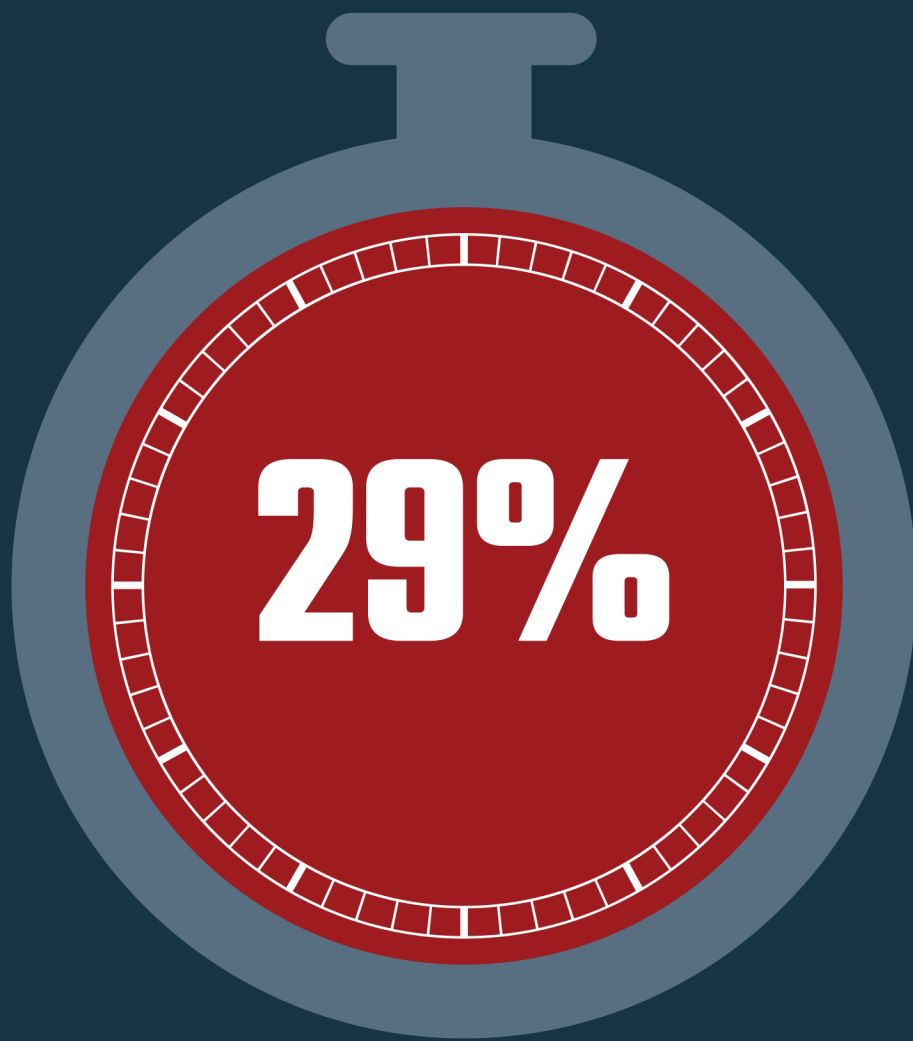
5

24%

Personal Savings

Based on student respondents to the UL Lafayette Campus Climate Survey

STUDENT EMPLOYMENT



**Student respondents
employed part-time**



**Student respondents
employed full-time**

Based on student respondents to the
UL Lafayette Campus Climate Survey

STUDENTS WITH DISABILITIES

15%

Identified as having a disability



45%

Reported that their disability is psychological

Based on student respondents to the
UL Lafayette Campus Climate Survey

STUDENTS WITH DISABILITIES

Have a Medical or Chronic Health Condition

26%



Identified as having a Learning Disability

24%



Have Attention Deficit Disorder (ADD)

20%



Have Attention Deficit Hyperactivity Disorder (ADHD)

7%



Based on student respondents to the UL Lafayette Campus Climate Survey

STUDENTS WITH DISABILITIES



16%

Report having
Autism Spectrum
Disorder



7%

Report having
Mobility or
Orthopedic issues



6%

Report being
Deaf or Hard-of
Hearing



5%

Report having a
Visual Impairment

Based on student respondents to the
UL Lafayette Campus Climate Survey